

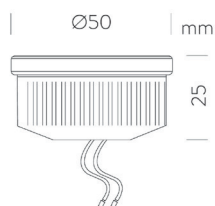
Módulo LED GU10

ACB62505



LED 1x6.5W 3000K 650lm



TIPO	TYPE	TYPE
Módulo Led	Led Module	Module Led



MEDIDAS / MEASURES

	Length (mm)	Width (mm)	Height (mm)		Gross (Kg)	Net (Kg)
Box 1	51	51	35	Weight 1	0,50	0,40
Box 2	0	0	0	Weight 2	0,00	0,00

ESPECIFICACIONES / SPECIFICATIONS / SPÉCIFIQUES

DATOS COMERCIALES / COMMERCIAL DATA

CODE	ACB62637	ACB62505	ACB62560
REFERENCE	MODULO 6.5W GU10 120° 27K MODULO 6.5W GU10 120° 30K MODULO 6.5W GU10 120° 40K		

DATOS ELECTRICOS / ELECTRICAL DATA

INPUT VOLTAGE	AC220-240V	AC220-240V	AC220-240V
FREQUENCY	50Hz	50Hz	50Hz
POWER	6,5W	6,5W	6,5W
POWER FACTOR	0,50	0,50	0,50

DATOS FOTOMÉTRICOS / PHOTOMETRIC DATA

EFFICACY (LM/W)	100lm/W	100lm/W	100lm/W
LUMINOUS FLUX (LM)	650lm	650lm	650lm
CCT (KELVIN)	2700K	3000K	4000K
CRI	80	80	80
BEAM ANGLE	120°	120°	120°

VIDA ÚTIL Y MEDIO AMBIENTE / LIFESPAN & ENVIRONMENTAL DATA

ENERGY CLASS	E	E	E
CONSUMPTION	7kWh/1000h	7kWh/1000h	7kWh/1000h
LIFESPAN	30000h	30000h	30000h
ON/OFF CICLES	15000	15000	15000
WORKING TEMP.	-20°C~+40°C	-20°C~+40°C	-20°C~+40°C

CARACTERÍSTICAS FÍSICAS / PHYSICAL CHARACTERISTICS

SIZE	Ø50x25mm	Ø50x25mm	Ø50x25mm
WEIGHT	40g	40g	40g
IP PROTECTION	IP20	IP20	IP20