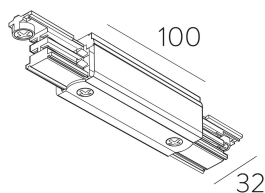




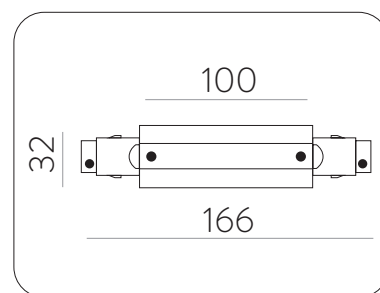
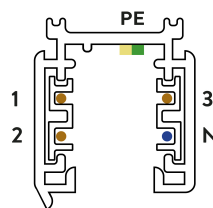
Empalme de Unión

6CON411605N



TIPO	TYPE	TYPE
Track	Track	Track
ACABADO	FINISH	FINITION
Negro	Black	Noir
MATERIAL	MATERIAL	MATIÈRE
ABS	ABS	ABS



DETALLES / DETAILS / DÉTAILS



MEDIDAS / MEASURES

	Length (mm)	Width (mm)	Height (mm)		Gross (Kg)	Net (Kg)
Box 1	170	35	35	Weight 1	0,10	0,09
Box 2	0	0	0	Weight 2	0,00	0,00

5. STRAIGHT SUPPLY JOINT / EMPALME DE UNION ELECTRIFICADO

1. END CAP / TAPA FINAL
2. CONNECTOR - RIGHT / CONECTOR - DERECHA
3. CONNECTOR - LEFT / CONECTOR - IZQUIERDA
4. STRAIGHT JOINT / EMPALME DE UNION
5. **STRAIGHT SUPPLY JOINT / EMPALME DE UNION ELECTRIFICADO**
6. ELECTRIFIED TRACK 1M / CARRIL ELECTRIFICADO 0 1M
7. ELECTRIFIED TRACK 2M / CARRIL ELECTRIFICADO 2M
8. TRACK SUSPENSION KIT / KIT DE SUSPENSION DE CARRIL

